

# Attachments Table Macro

Relates To  
TARGETED SEARCH

# Attachments Table Macro

## Prompt

Displays a table of attachments to the current, or a specified, page.

## Definition

This macro is a richer alternative to Confluence's built-in Attachments List macro. With it you can show all the attachments on a specified page arranged in a table format where [Filter Groups](#) comprise the columns and an attachment's [Filters](#) show in the respective cells.

IT Documentation













Filter By


Content Type


Projects

Sector

Skills

<input type="checkbox"/>	Name	Content Type	Projects	Sector	Skills
<input type="checkbox"/>	 cert_1.pdf	<a href="#">Article</a>	<a href="#">Gemini</a>	<a href="#">Finance</a>	<a href="#">Design</a>
<input type="checkbox"/>	 cert_2.pdf	<a href="#">Article</a>	<a href="#">Mercury</a>	<a href="#">Agriculture</a>	<a href="#">Jira Admin</a>
<input type="checkbox"/>	 cert_3.pdf	<a href="#">Article</a>	<a href="#">Apollo</a>	<a href="#">Technology</a>	<a href="#">Design</a>
<input type="checkbox"/>	 cert_4.pdf	<a href="#">Article</a>	<a href="#">Gemini</a>	<a href="#">Technology</a>	<a href="#">Programming</a>
<input type="checkbox"/>	 cert_5.pdf	<a href="#">Article</a>	<a href="#">Apollo</a>	<a href="#">Engineering</a>	<a href="#">Jira Admin</a>
<input type="checkbox"/>	 cert_6.pdf	<a href="#">Article</a>	<a href="#">Apollo</a>	<a href="#">Agriculture</a>	<a href="#">Design</a>
<input type="checkbox"/>	 policy_123-min.pdf	<a href="#">Policy</a>	<a href="#">Apollo</a>	<a href="#">Technology</a>	<a href="#">Design</a>
<input type="checkbox"/>	 policy_234-min.pdf	<a href="#">Policy</a>	<a href="#">Apollo</a>	<a href="#">Technology</a>	<a href="#">Jira Admin</a>
<input type="checkbox"/>	 policy_345-min.pdf	<a href="#">Policy</a>	<a href="#">Apollo</a>	<a href="#">Engineering</a>	<a href="#">Design</a>
<input type="checkbox"/>	 policy_456-min.pdf	<a href="#">Policy</a>	<a href="#">Apollo</a>	<a href="#">Finance</a>	<a href="#">Programming</a>
<input type="checkbox"/>	 policy_567-min.pdf	<a href="#">Policy</a>	<a href="#">Mercury</a>	<a href="#">Engineering</a>	<a href="#">Jira Admin</a>
<input type="checkbox"/>	 policy_678-min.pdf	<a href="#">Policy</a>	<a href="#">Apollo</a>	<a href="#">Agriculture</a>	<a href="#">Programming</a>

 Download Selected Attachments



Use the Attachments Table macro as a kind of "lightweight" digital asset manager.

• Create your [taxonomy filter groups](#),

• Attach and label your attachments, and then

• Insert and [configure this macro](#) on the page.

Done this way, users can easily scan a table for attachments that fit certain categories or features, as described by their filters.

## Info

## Related

- [Attachments Table Macro Parameters and Key](#)
- [Content Query Macro](#)
- [Creating Filter Groups](#)